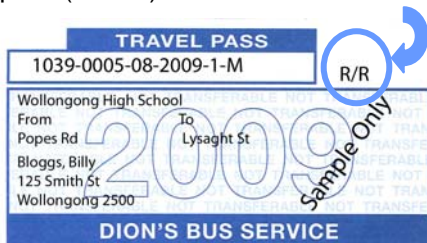


To assist you with your school bus travel we have compiled this brochure. To keep up to date with what is happening at Dion's Bus Service, visit us at www.dions.com.au.

Which Bus?

To ensure safe bus loadings and comfort for our passengers, we have allocated all students to specific buses for travel to and from school and home. On the sample pass below, you will find a code in the top right hand corner of the pass (circled).



The code reads 4/4 which dictates which bus you are allocated to in the morning and afternoon. In this case, the first '4' means that you may catch a Dedicated School Service bus in the morning to school and the second '4' means that you may catch a Dedicated School Service bus home in the afternoon.

In some cases you will see a capital 'R' in place of the numbers e.g. R/R.

This is your School Bus number and School Buses will display this number at the front of the bus, generally in the window so that you can easily identify your bus. If a bus is not displaying a number and looks to be your regular bus, please check with the driver. For more information about School Services and bus allocations for your school, please go to www.dions.com.au or see your school administration office.

When can I use my Bus Pass?

You can use your bus pass for travel between your home and school only.

School Sport Travel

You cannot use your bus pass to get to and from sport. If you are making your own way to sport you will need to carry your fare with you.

Hailing the Bus

To ensure that our drivers see you (especially in areas where visibility is poor), always hail the driver by raising your arm so that the driver will know that you want that particular bus to stop.

Getting on the Bus

Have your pass ready before you get on the bus. Show your pass to the driver when you board the bus.

Correct Fare

If you need to pay a fare, it is appreciated if you could have the correct fare for the driver. If you are unable to provide the correct fare, please have small notes or coins ready to pay your fare to the driver as they only carry limited change

Getting off the Bus


To let the driver know that you want to get off at the next stop, you should either, press the red button located on the pole attached to the seat, pull the cord running along the top of the roof on either side of the bus or press the touch pad located along the luggage racks.

This will activate the stopping sign located at the front of the bus (where fitted) and will also notify the driver by way of an audible sound.

Off the Bus

Once you are off the bus, stand well back and wait for the bus to move off completely. Do not try to cross the road in front of the bus as on coming traffic will not be able to see you properly.

Once the bus has moved away and you can see clearly both ways, you are safe to cross.



Code of Conduct

To ensure the safety and the comfort of other passengers, students will:

- Behave safely at all times
- Respect the needs and comfort of other passengers
- Behave appropriately at all times (e.g. no use of offensive language, fighting, spitting, placing feet on seats or throwing things in or from the bus)
- Protect bus property and report any vandalism
- Show their travel passes or tickets to the driver on boarding and when requested
- Only use the travel pass for its intended purpose
- Maintain possession of the travel pass at all times
- Follow the driver's instructions about safety on the bus (e.g. instructions on where to sit)
- Adhere to the law that bans smoking on buses
- Only eat or drink (other than bottled water) on the bus with the written permission of the bus operator
- Keep arms, legs and other parts of their bodies inside the bus
- Only attract the attention of the driver in the case of an emergency

Consequence of misconduct

In the event that students fail to comply with the code of conduct while traveling on our buses, the names of students will be taken and forwarded to the office for investigation and follow up.

Food and Drink

In the interests of all our passengers, please refrain from smoking, eating, drinking, or playing loud music on our buses. We allow the consumption of bottled water only on board our buses.



Lost Property

It is a good idea to let us know as soon as you realize you have left something on one of our buses by calling our office on 02 4254 4888. It is also a good idea to take note of which School Service you were on and where you were sitting. Providing these details will make it a lot easier for us to recover your lost items.

Lost Bus Passes

If you lose your Bus Pass, replacement forms are available from the driver, at www.dions.com.au, or by contacting our office. Cost of a replacement pass is \$10.00.

Travel Safety

For your safety, Dion's Bus Service has Audio and Video Recording in operation on all our buses.



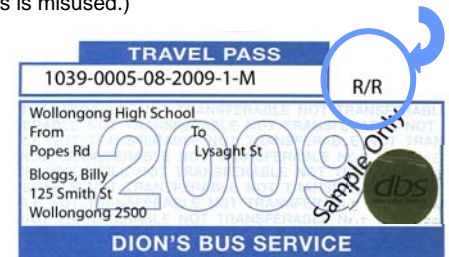
Additional Cards

In the case where there is a requirement for students to travel outside of normal school hours, we have introduced two additional passes. These passes only apply to Dion's Bus Service.

Senior Students Pass

(Dion's reserves the right to suspend privileges when pass is misused.)

We have introduced an identifier on Senior Students Bus Passes – a Dion's Sticker - located in the bottom right hand corner (circled). On normal school days, you will travel on your designated service – in the example the normal route service to and from School. Where you need to travel outside normal school hours, for example exam times, the Dion's Sticker allows you to travel to and from school and home on a Timetabled Route Service, from the Bus Stop nearest your school and/or home. You must present this pass when boarding the bus.



Out of Hours ID Pass

(Dion's reserves the right to suspend privileges when pass is misused.)

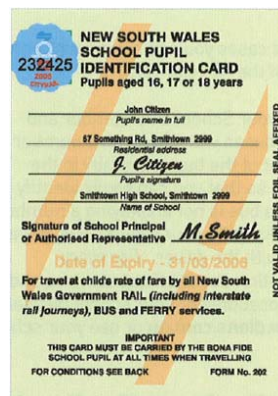
If you are a high school student in years 7 to 10 inclusive, and have a need to attend school outside normal school hours, you may be entitled to an Out of Hours Id Card. These are available upon request from your School's administration office. You must present this pass with your allocated bus pass when boarding the bus.

DION'S bus service		Out of Hours ID				
		Term 1 - 2009				
	Mon	Tue	Wed	Thur	Fri	
Start	11.30		12.00			
Finish	5.30	5.30	5.30	5.30	5.30	
Name:	Joe Bloggs					
School:	Wollongong High School 1					

Concession Passes

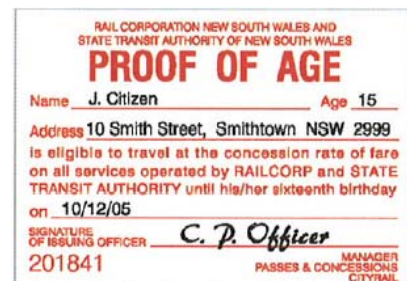
When traveling with Dion's Bus Service outside of School Hours or the School Term, the concession passes below will allow students to travel at half price (Concession Rates). These cards are available free of charge through your School Administration Office or by contacting Railcorp Concessions and Passes on (02) 9379 4441.

School Pupil ID Card



This card is for School Students aged 16, 17, and 18 years of age and still attending a NSW/ACT school.

Proof of Age Card



This card is for any persons under the age of 16, documentation to this affect must be presented when applying for this card.

For all the latest information on:

Timetables
School Services
Service Updates

go to: www.dions.com.au